



EXPRESSIONS™ SERIES

List prices inside
include 5% Increase
Effective April 25, 2025



Yale Expressions™ Series - Exclusive to EMTEK Dealers

- All **EMTEK** Dealers have access to Yale Expressions™ automatically
- Freight prepaid with no minimum order requirements
- Order Yale Expressions™ and **EMTEK** products on the same purchase order
- Same **EMTEK** Sales Representative and Customer Service team
- Not available in Big Box stores or their websites



Trusted every day

Yale Home has provided dependable security since 1840. We offer a broad spectrum of door hardware and locks including an extensive range of residential hardware options. Yale Home protects millions of homes and businesses worldwide and is the brand behind locks of every design and function in over 125 countries.

As one of the oldest international security brands, Yale Home is among the best-known and most respected names in the lock industry. The company is a proud supporter of Habitat for Humanity, and has provided more than 700,000 locks to Habitat for Humanity homes.

For more information, visit YaleExpressions.com or YaleHome.com.



Yale Expressions™ is a collection of door hardware that offers homeowners an elevated look at an affordable price.

- Designed to meet Grade 3 standards for value and security
- Removable cylinder for ease of re-keying without special tools
- Non-handed levers lower inventory needs, minimize mistakes
- Adjustable latches take out the guesswork
- 3 keyway options: Schlage (SC1), Kwikset (KW1) and Weiser (WR5)
- Lifetime mechanical / 5 year finish warranty

CONTENTS

Lever & Knob Options	4
Finishes	5
General Information	6
 By Collection	
Marcel - Modern	8
Ellington - Transitional	10
Everly - Traditional	12
Maguire - Traditional	14
 By Function	
Entry Sets - Complete	16
Entry Sets - Exterior	20
Entry Sets - Interior	21
Entry Sets - Upgrade	25
Deadbolts	27
Keyed Levers	28
Keyed Knobs	30
Passage & Privacy Levers	32
Passage & Privacy Knobs	34
Barn Door Flat Track Hardware Kit	36
Pocket Door Locks	39
 Accessories	40
Technical Specifications	43
Displays	46
Warranty	47

Nils
Lever



Marcel Rosette



Owen Rosette

Holden
Lever



Marcel Rosette



Owen Rosette

Brunswick
Lever



Ellington Rosette



Maguire Rosette



Owen Rosette

Farmington
Lever



Everly Rosette



Maguire Rosette

Dylan
Knob



Marcel Rosette



Owen Rosette

Walker
Knob



Ellington Rosette



Maguire Rosette



Owen Rosette

Auburn
Knob



Everly Rosette



Maguire Rosette

Lewiston
Knob



Everly Rosette



Maguire Rosette

FINISHES

LEVER & KNOB OPTIONS

		PAGES	US3	US4	US10B	US15	US19	US26
LEVERS								
MODERN	Nils Lever with Marcel Rosette	9, 17, 21, 28, 32		●		●	●	●
	Nils Lever with Owen Rosette	21, 29, 33		●		●	●	●
	Holden Lever with Marcel Rosette	9, 17, 21, 28, 32		●		●	●	●
	Holden Lever with Owen Rosette	21, 29, 33		●		●	●	●
TRANSITIONAL	Brunswick Lever with Ellington Rosette	11, 17, 22, 29, 33			●	●	●	●
	Brunswick Lever with Maguire Rosette	22, 29, 33			●	●	●	●
	Brunswick Lever with Owen Rosette	21, 29, 33			●	●	●	●
TRADITIONAL	Farmington Lever with Everly Rosette	13, 18, 22, 29, 33	●		●	●		●
	Farmington Lever with Maguire Rosette	15, 18, 23, 29, 33	●		●	●		●

		PAGES	US3	US4	US10B	US15	US19	US26
KNOBS								
MODERN	Dylan Knob with Marcel Rosette	9, 18, 23, 30, 34		●		●	●	●
	Dylan Knob with Owen Rosette	23, 30, 34		●		●	●	●
TRANSITIONAL	Walker Knob with Ellington Rosette	11, 19, 23, 31, 35			●	●	●	●
	Walker Knob with Maguire Rosette	24, 31, 35			●	●	●	●
	Walker Knob with Owen Rosette	23, 31, 35			●	●	●	●
TRADITIONAL	Auburn Knob with Everly Rosette	13, 19, 24, 31, 35	●		●	●		●
	Auburn Knob with Maguire Rosette	15, 19, 24, 31, 35	●		●	●		●
	Lewiston Knob with Everly Rosette	13, 19, 24, 31, 35	●		●	●		●
	Lewiston Knob with Maguire Rosette	15, 19, 24, 31, 35	●		●	●		●



Polished Brass
US3



Satin Brass
US4



Oil Rubbed Bronze
US10B



Satin Nickel
US15



Flat Black
US19



Polished Chrome
US26

ORDERING AND RETURNS

Placing Orders

You have several options to place an order:

- Email: orders@emtek.com
- Phone: 800-356-2741
- Fax: 800-577-5771
- Online: <https://customerconnect.fbin.com/SignIn>

Hours of Operation

Monday – Friday: 5:00 AM – 5:00 PM Pacific Time.

Minimum Order Requirements

There are no minimum order quantity requirements.

Payment Terms

Net 30 Days on established credit.

Payment Options

We accept check, Visa, MasterCard, Discover, AMEX, and ACH.

Sales Tax

Sales tax charges apply unless a resale certificate is provided.

Prices

All prices listed are in US funds. Our prices are subject to change without prior notice.

Product Care

Clean products with a damp, non-abrasive cloth using mild dishwashing liquid and warm water. Wipe dry with a soft cloth; avoid harsh cleaners or waxes to preserve the finish and warranty. Prevent water or soap residue to maintain the protective coating.

Shipping Claims

All shipping claims must be submitted in writing within 30 days after the scheduled delivery for packages that have been lost or damaged. Please include the EMTEK order # and/or your PO#, package's tracking number along with photos for any damaged packages.

Returns

- For your convenience, returns within the United States do not require authorization. Returns can be processed directly from the Emtek Customer Portal <https://customerconnect.fbin.com/SignIn> or Emtek Dealer Site (<https://www.emtek.com/dealer-sign-in/>).
- All returns from outside of the United States will require pre-authorization. Please contact Emtek Customer Service at 800-356-2741, option 4 or email your request to rga@emtek.com.
- EMTEK Customer Portal: Once you are logged into your account, locate the original order under the Shipped section and select Request CCF/RGA. A link to generate a UPS call tag can be found on the Emtek Dealer Site. Terms and conditions apply – see the website for details.
- EMTEK Dealer Site: After logging in, select Returns. Fill out the RGA form and follow the link to generate a UPS call tag. Terms and conditions apply – see the website for details.
- Returns will only be accepted for products shipped within 180 days of invoice date.
- A completed RGA form must accompany all packages for returned goods.
- Returns are accepted from the EMTEK dealer who originally purchased the product that is being returned. Any refund or credit would only be made to the original dealer.
- All returned goods are subject to a minimum 25% restocking fee.
- Returns for reasons other than an EMTEK factory or processing error will be subject to our customary restocking fee with a return freight charge of \$21 per label/carton in the United States or \$37 per label/carton in Canada or Mexico. This charge will be deducted from the credit issued for each call tag.

SHIPPING AND FREIGHT

Shipping Costs

All orders are FOB shipping point. For shipments to a dealer-specified commercial address located in the US, Canada and Mexico, EMTEK ships freight prepaid. For shipments to dealers located outside of North America, freight will be prepaid by EMTEK and to the U.S. location of the dealer's freight forwarder. Orders may ship ground service or LTL at our discretion. Orders shipping to a residential address will automatically ship via ground service with a 10% surcharge.

Shipping Options

Shipments may be expedited for a fee. Unfortunately, a dealer's freight account cannot be used to pay for shipping charges.

Delivery Location	Type of Service	Surcharge %*
Commercial Address	Next Day	16%
Commercial Address	Second Day	6%
Residential Address	Next Day	25%
Residential Address	Second Day	20%
Residential Address	Three Day	15%
Residential Address	Ground (Default Service)	10%

*Multiplied by invoice value

Order Lead Time

EMTEK assembles all products to order in our Southern California facility. Orders typically ship within two to three business days once an order is released to the factory.

DEALER INFORMATION PORTAL

Online Account Access and Ordering

We are pleased to offer you access to your EMTEK account information, place new orders, and initiate Product Returns (RGA) through the EMTEK Customer Portal. Through the customer portal, you can access information about your account at any time. You can:

- Check on the status of orders
- View both order and sales history
- View and print order acknowledgments, invoices, statements, and credits
- Track shipments
- Initiate Product Return/RGA
- Pay invoices via credit card

To register for the EMTEK Customer Portal, please complete our registration form at customerconnect.fbin.com/registration/. If your business already has an Administrative user, please coordinate with them for access. Should you have any questions, feel free to contact Customer Service.

NO CHARGE SAMPLE PROGRAM**Sample Program**

Samples are gladly provided at no charge to authorized dealers under the following conditions:

- Passage, privacy or dummy function (max 3)

A shipping and handling fee of \$3 per sample will be applied to your order (\$3 for one sample, \$5 for two samples, \$8 for three samples)

Sample Order Requirements

- Samples must be different product codes.
- Samples do not include keyed product and entry sets.

Placing a Sample Order

- Send orders to samples@emtek.com or place by fax, phone or mail.
- Write "NO CHARGE SAMPLE" on the order.
- Standard shipment upgrade charges will apply for expedited freight requests.
- Orders for sample products must be placed separately and not combined with other products.
- EMTEK does not require samples to be returned.

NO CHARGE DISPLAY PROGRAM**Display Program**

Yale Expressions™ Series offers a variety of quality, well-crafted displays

- For the current display offerings, see page 46 of this price book.
- For the most up-to-date display offerings, please click on the "Dealer Sign In" on the www.emtek.com home page, and then select "Yale Expressions™ Series".

Placing a Display Order

Please contact your local sales representative for ordering information.

Product for use on Displays in your Showroom

Thank you for considering Yale Expressions™ Series products for use on door displays installed in your showroom. Please contact your local sales representative for ordering information.

MINIMUM ADVERTISED PRICE POLICY-YALE EXPRESSIONS™ SERIES

Effective September, 1, 2020

EMTEK has determined that in order to better compete against existing competitors it must exercise a greater degree of control over the distribution of its products. Therefore, all sales of Yale Expressions™ products will be subject to this Policy. This Policy has been unilaterally adopted and will be enforced strictly and uniformly.

Although resellers remain free to establish their own resale prices, to the extent that any customer elects to advertise products of Yale Expressions™ in any manner, that is in print, in electronic media, on its website, etc., and provides price information for such products, that price information must be no less than List Price less 30%, this is the Minimum Advertised Price (MAP). Advertisements and offers to sell that do not include a particular price, but require further action that implies a price that is lower than the Minimum Advertised Price violate the MAP Policy. Examples of such unauthorized advertisements include "drop in cart" pricing, "add to cart" pricing, "click to see" pricing, and discount coupon pricing. Also prohibited are advertisements that indicate that discounts may be available when a customer takes specific action that goes beyond buying the product, such as "special price option" or "name your price."




To assure fair business practices, we will strictly enforce this policy. Violations of this MAP Policy will include termination of our business relationship with a customer. On the first offense there will be a written notice counseling any customer that disregards this policy. Any customer who violates the policy a second time, within one year of receiving a written notice of a first violation, will be terminated.

EMTEK will not discuss any conditions of acceptance related to this Policy, as it is non-negotiable and will not be altered for any dealer. In addition, EMTEK neither solicits, nor will it accept, any assurance of compliance with this Policy. Nothing in this Policy shall constitute an agreement between EMTEK and any reseller that the reseller will comply with this Policy. For more information, please email to: mapp.emtek@emtek.com



Marcel - Modern

A simply modern door hardware series, Marcel highlights clean shapes, perpendicular lines, and contemporary forms. Versatile enough for a mid-century modern ranch home or a century-old craftsman bungalow, Marcel delivers a fresh look with smooth, reliable action.

	PRODUCT	FUNCTION	PRODUCT CODE	FINISH	LIST PRICE
	Marcel Entry Set with Nils Lever	ENTRANCE	YMRC44.NIL	Satin Brass (US4) Satin Nickel (US15) Flat Black (US19) Polished Chrome (US26)	\$219
	Marcel Entry Set with Holden Lever	ENTRANCE	YMRC44.HLD		\$219
	Marcel Entry Set with Dylan Knob	ENTRANCE	YMRC44.DYL		\$189
	Marcel Deadbolt	DEADBOLT	YMRC32		\$56
	Marcel Rosette with Nils Lever	KEYED PASSAGE PRIVACY DUMMY (Pair)	YMRC52.NIL YMRC23.NIL YMRC24.NIL YMRC25.NIL		\$63 \$47 \$47 \$47
	Marcel Rosette with Holden Lever	KEYED PASSAGE PRIVACY DUMMY (Pair)	YMRC52.HLD YMRC23.HLD YMRC24.HLD YMRC25.HLD		\$63 \$47 \$47 \$47
	Marcel Rosette with Dylan Knob	KEYED PASSAGE PRIVACY DUMMY (Pair)	YMRC52.DYL YMRC23.DYL YMRC24.DYL YMRC25.DYL		\$55 \$45 \$45 \$45

- **Universal handing. Fits both right and left-handed doors**
- Fits standard door thickness of 1 $\frac{3}{8}$ " - 1 $\frac{3}{4}$ "
- Includes a 2 $\frac{3}{8}$ " or 2 $\frac{1}{2}$ " adjustable latch. Specific Drive-in latch if required.
- See pages 43-44 for handing and technical specifications

Keyways

- Includes Schlage (SC1) keyway as standard
- Optional **Kwikset (KW1)** keyway. Specify by adding "K" to the beginning of product code
- Optional **Weiser (WR5)** keyway. Specify by adding "W" to the beginning of product code






To order: (Optional: **K** or **W**) + Product Code + Finish

ELLINGTON



Ellington - Transitional

With delicate beveling and a transitional profile, the Ellington series balances new and old for a polished look. Perfect for a traditional Cape Cod home or an updated Tudor, the Ellington showcases the best of both stylistic worlds with ease.

	PRODUCT	FUNCTION	PRODUCT CODE	FINISH	LIST PRICE
	Ellington Entry Set with Brunswick Lever (Left Handed)	ENTRANCE	YELT44.BWKLH	Oil Rubbed Bronze (US10B) Satin Nickel (US15) Flat Black (US19) Polished Chrome (US26)	\$219
	Ellington Entry Set with Brunswick Lever (Right Handed)	ENTRANCE	YELT44.BWKRH		\$219
	Ellington Entry Set with Walker Knob	ENTRANCE	YELT44.WLK		\$189
					
	Ellington Deadbolt	DEADBOLT	YELT32		\$68
	Ellington Rosette with Brunswick Lever	KEYED PASSAGE PRIVACY DUMMY (Pair)	YELT52.BWK YELT23.BWK YELT24.BWK YELT25.BWK		\$79 \$60 \$60 \$60
	Ellington Rosette with Walker Knob	KEYED PASSAGE PRIVACY DUMMY (Pair)	YELT52.WLK YELT23.WLK YELT24.WLK YELT25.WLK		\$67 \$58 \$58 \$58

- **Universal handing unless otherwise specified**
- Fits standard door thickness of 1 $\frac{1}{8}$ " - 1 $\frac{3}{4}$ "
- Includes a 2 $\frac{3}{16}$ " or 2 $\frac{1}{4}$ " adjustable latch. Specific Drive-in latch if required.
- See pages 43-44 for handing and technical specifications

Keyways

- Includes Schlage (SC1) keyway as standard
- Optional **Kwikset (KW1)** keyway. Specify by adding "K" to the beginning of product code
- Optional **Weiser (WR5)** keyway. Specify by adding "W" to the beginning of product code

To order: (Optional: **K** or **W**) + Product Code + Finish

EVERLY



Everly - Traditional

A collection that honors American Colonial Revival Architecture, the Everly is characterized by its arched rosettes and classically elegant combinations. This series would be as at home in a southern-style farmhouse as it would be in a refined New England retreat.

	PRODUCT	FUNCTION	PRODUCT CODE	FINISH	LIST PRICE
	Everly Entry Set with Farmington Lever (Left Handed)	ENTRANCE	YEVY44.FMTLH	Polished Brass (US3) Oil Rubbed Bronze (US10B) Satin Nickel (US15) Polished Chrome (US26)	\$219
	Everly Entry Set with Farmington Lever (Right Handed)	ENTRANCE	YEVY44.FMTRH		\$219
	Everly Entry Set with Auburn Knob	ENTRANCE	YEVY44.ABN		\$189
	Everly Entry Set with Lewiston Knob	ENTRANCE	YEVY44.LTN		\$189
	Everly Deadbolt	DEADBOLT	YEVY32		\$68
	Everly Rosette with Farmington Lever	KEYED	YEVY52.FMT		\$79
		PASSAGE	YEVY23.FMT		\$60
		PRIVACY	YEVY24.FMT		\$60
		DUMMY (Pair)	YEVY25.FMT		\$60
	Everly Rosette with Auburn Knob	KEYED	YEVY52.ABN		\$67
		PASSAGE	YEVY23.ABN		\$58
		PRIVACY	YEVY24.ABN		\$58
		DUMMY (Pair)	YEVY25.ABN		\$58
	Everly Rosette with Lewiston Knob	KEYED	YEVY52.LTN		\$67
		PASSAGE	YEVY23.LTN		\$58
		PRIVACY	YEVY24.LTN		\$58
		DUMMY (Pair)	YEVY25.LTN		\$58

• **Universal handing unless otherwise specified**

- Fits standard door thickness of 1 $\frac{3}{8}$ " - 1 $\frac{3}{4}$ "
- Includes a 2 $\frac{3}{8}$ " or 2 $\frac{1}{2}$ " adjustable latch. Specific Drive-in latch if required.
- See pages 43-44 for handing and technical specifications

Keyways

- Includes Schlage (SC1) keyway as standard
- Optional **Kwikset (KW1)** keyway. Specify by adding "K" to the beginning of product code
- Optional **Weiser (WR5)** keyway. Specify by adding "W" to the beginning of product code











To order: (Optional: **K** or **W**) + Product Code + Finish

MAGUIRE



Maguire - Traditional

Classic Americana, the Maguire series delivers a traditional door hardware style as nostalgic as baseball and apple pie. We imagine it on a Ranch style home or perhaps a classic cottage hideaway, but Maguire's good looks are all purpose enough for you to decide.

	PRODUCT	FUNCTION	PRODUCT CODE	FINISH	LIST PRICE
	Maguire Entry Set with Farmington Lever (Left Handed)	ENTRANCE	YMGR44.FMTLH	Polished Brass (US3) Oil Rubbed Bronze (US10B) Satin Nickel (US15) Polished Chrome (US26)	\$219
	Maguire Entry Set with Farmington Lever (Right Handed)	ENTRANCE	YMGR44.FMTRH		\$219
	Maguire Entry Set with Auburn Knob	ENTRANCE	YMGR44.ABN		\$189
					
	Maguire Entry Set with Lewiston Knob	ENTRANCE	YMGR44.LTN		\$189
					
	Maguire Deadbolt	DEADBOLT	YMGR32		\$32
	Maguire Rosette with Farmington Lever	KEYED PASSAGE PRIVACY DUMMY (Pair)	YMGR52.FMT YMGR23.FMT YMGR24.FMT YMGR25.FMT		\$57 \$41 \$41 \$41
	Maguire Rosette with Auburn Knob	KEYED PASSAGE PRIVACY DUMMY (Pair)	YMGR52.ABN YMGR23.ABN YMGR24.ABN YMGR25.ABN		\$35 \$28 \$28 \$28
	Maguire Rosette with Lewiston Knob	KEYED PASSAGE PRIVACY DUMMY (Pair)	YMGR52.LTN YMGR23.LTN YMGR24.LTN YMGR25.LTN		\$35 \$28 \$28 \$28

- **Universal handing unless otherwise specified**
- Fits standard door thickness of 1 $\frac{3}{8}$ " - 1 $\frac{3}{4}$ "
- Includes a 2 $\frac{3}{8}$ " or 2 $\frac{1}{2}$ " adjustable latch. Specific Drive-in latch if required.
- See pages 43-44 for handing and technical specifications

Keyways

- Includes Schlage (SC1) keyway as standard
- Optional **Kwikset (KW1)** keyway. Specify by adding "K" to the beginning of product code
- Optional **Weiser (WR5)** keyway. Specify by adding "W" to the beginning of product code

To order: (Optional: **K** or **W**) + Product Code + Finish



YALE EXPRESSIONS™ ENTRY SETS

A platform designed to offer purchase flexibility for your new entry set: Either as a complete boxed lockset; or as a separate exterior trim, that can be mix and matched with an interior trim of your choice. Each pairing can be assembled with any combination of knob and lever options available.

Easy to order, quick to ship and stylish to boot, Yale Expressions™ allows homeowners to make an impactful first impression with their front door.

3 WAYS TO BUY AN ENTRY SET:

1. Complete Set



2. Exterior Trim





3. Interior Trim Pack



MIX AND MATCH

COMPLETE SET

LEVERS






	PACK	PRODUCT	FUNCTION	PRODUCT CODE	FINISH	LIST PRICE
 	Exterior + Interior	Marcel Entry Set with Nils Lever	SINGLE CYLINDER	YMRC44.NIL	Satin Brass (US4) Satin Nickel (US15) Flat Black (US19) Polished Chrome (US26)	\$219
	Exterior + Interior	Marcel Entry Set with Holden Lever	SINGLE CYLINDER	YMRC44.HLD	Satin Brass (US4) Satin Nickel (US15) Flat Black (US19) Polished Chrome (US26)	\$219
	Exterior + Interior	Ellington Entry Set with Brunswick Lever (Left Handed)	SINGLE CYLINDER	YELT44.BWKLH	Oil Rubbed Bronze (US10B) Satin Nickel (US15) Flat Black (US19) Polished Chrome (US26)	\$219
	Exterior + Interior	Ellington Entry Set with Brunswick Lever (Right Handed)	SINGLE CYLINDER	YELT44.BWKRH	Oil Rubbed Bronze (US10B) Satin Nickel (US15) Flat Black (US19) Polished Chrome (US26)	\$219

- **Universal handing unless otherwise specified**
- Fits standard door thickness of 1 $\frac{3}{8}$ " - 1 $\frac{3}{4}$ "
- Includes a 2 $\frac{3}{8}$ " or 2 $\frac{1}{2}$ " adjustable latch. Specific Drive-in latch if required.
- See pages 43-44 for handing and technical specifications

Keyways

- Includes Schlage (SC1) keyway as standard
- Optional **Kwikset (KW1)** keyway. Specify by adding "K" to the beginning of product code
- Optional **Weiser (WR5)** keyway. Specify by adding "W" to the beginning of product code

To order: (Optional: **K** or **W**) + Product Code + Finish






PACK	PRODUCT	FUNCTION	PRODUCT CODE	FINISH	LIST PRICE
	Exterior + Interior Everly Entry Set with Farmington Lever (Left Handed)	SINGLE CYLINDER	YEVY44.FMTLH	Polished Brass (US3) Oil Rubbed Bronze (US10B) Satin Nickel (US15) Polished Chrome (US26)	\$219
	Exterior + Interior Everly Entry Set with Farmington Lever (Right Handed)	SINGLE CYLINDER	YEVY44.FMTRH	Polished Brass (US3) Oil Rubbed Bronze (US10B) Satin Nickel (US15) Polished Chrome (US26)	\$219
	Exterior + Interior Maguire Entry Set with Farmington Lever (Left Handed)	SINGLE CYLINDER	YMGR44.FMTLH	Polished Brass (US3) Oil Rubbed Bronze (US10B) Satin Nickel (US15) Polished Chrome (US26)	\$219
	Exterior + Interior Maguire Entry Set with Farmington Lever (Right Handed)	SINGLE CYLINDER	YMGR44.FMTRH	Polished Brass (US3) Oil Rubbed Bronze (US10B) Satin Nickel (US15) Polished Chrome (US26)	\$219
KNOBS					
	Exterior + Interior Marcel Entry Set with Dylan Knob	SINGLE CYLINDER	YMRC44.DYL	Satin Brass (US4) Satin Nickel (US15) Flat Black (US19) Polished Chrome (US26)	\$189

- **Universal handing unless otherwise specified**
- Fits standard door thickness of 1 $\frac{1}{8}$ " - 1 $\frac{3}{4}$ "
- Includes a 2 $\frac{3}{8}$ " or 2 $\frac{1}{2}$ " adjustable latch. Specific Drive-in latch if required.
- See pages 43-44 for handing and technical specifications

Keyways

- Includes Schlage (SC1) keyway as standard
- Optional **Kwikset (KW1)** keyway. Specify by adding "K" to the beginning of product code
- Optional **Weiser (WR5)** keyway. Specify by adding "W" to the beginning of product code

To order: (Optional: **K** or **W**) + Product Code + Finish

PACK	PRODUCT	FUNCTION	PRODUCT CODE	FINISH	LIST PRICE	
	Exterior + Interior	Ellington Entry Set with Walker Knob	SINGLE CYLINDER	YELT44.WLK	Oil Rubbed Bronze (US10B) Satin Nickel (US15) Flat Black (US19) Polished Chrome (US26)	\$189
	Exterior + Interior	Everly Entry Set with Auburn Knob	SINGLE CYLINDER	YEVY44.ABN	Polished Brass (US3) Oil Rubbed Bronze (US10B) Satin Nickel (US15) Polished Chrome (US26)	\$189
	Exterior + Interior	Everly Entry Set with Lewiston Knob	SINGLE CYLINDER	YEVY44.LTN	Polished Brass (US3) Oil Rubbed Bronze (US10B) Satin Nickel (US15) Polished Chrome (US26)	\$189
	Exterior + Interior	Maguire Entry Set with Auburn Knob	SINGLE CYLINDER	YMGR44.ABN	Polished Brass (US3) Oil Rubbed Bronze (US10B) Satin Nickel (US15) Polished Chrome (US26)	\$189
	Exterior + Interior	Maguire Entry Set with Lewiston Knob	SINGLE CYLINDER	YMGR44.LTN	Polished Brass (US3) Oil Rubbed Bronze (US10B) Satin Nickel (US15) Polished Chrome (US26)	\$189









- **Universal handing. Fits both right and left-handed doors**
- Fits standard door thickness of 1 $\frac{3}{8}$ " - 1 $\frac{1}{2}$ "
- Includes a 2 $\frac{3}{8}$ " or 2 $\frac{1}{4}$ " adjustable latch. Specific Drive-in latch if required.
- See pages 43-44 for handing and technical specifications

Keyways

- Includes Schlage (SC1) keyway as standard
- Optional **Kwikset (KW1)** keyway. Specify by adding "K" to the beginning of product code
- Optional **Weiser (WR5)** keyway. Specify by adding "W" to the beginning of product code

To order: (Optional: **K** or **W**) + Product Code + Finish

EXTERIOR TRIM

	PACK	PRODUCT	FUNCTION	PRODUCT CODE	FINISH	LIST PRICE
	Exterior Trim	Marcel Trim	SINGLE CYLINDER	YMRC42	Satin Brass (US4) Satin Nickel (US15) Flat Black (US19) Polished Chrome (US26)	\$150
						
	Exterior Trim	Ellington Trim	SINGLE CYLINDER	YELT42	Oil Rubbed Bronze (US10B) Satin Nickel (US15) Flat Black (US19) Polished Chrome (US26)	\$150
						
	Exterior Trim	Every Trim	SINGLE CYLINDER	YEVY42	Polished Brass (US3) Oil Rubbed Bronze (US10B) Satin Nickel (US15) Polished Chrome (US26)	\$150
						
	Exterior Trim	Maguire Trim	SINGLE CYLINDER	YMGR42	Polished Brass (US3) Oil Rubbed Bronze (US10B) Satin Nickel (US15) Polished Chrome (US26)	\$150
						

- **Universal handing. Fits both right and left-handed doors**
- Fits standard door thickness of 1 1/8" - 1 3/4"
- Includes a 2 3/8" or 2 1/2" adjustable latch. Specific Drive-in latch if required.
- See page 43 for handing and technical specifications

Keyways

- Includes Schlage (SC1) keyway as standard
- Optional **Kwikset (KW1)** keyway. Specify by adding "K" to the beginning of product code
- Optional **Weiser (WR5)** keyway. Specify by adding "W" to the beginning of product code

To order: (Optional: **K** or **W**) + Product Code + Finish

INTERIOR TRIM PACK

LEVERS

	PACK	PRODUCT	FUNCTION	PRODUCT CODE	FINISH	LIST PRICE
	Interior Trim Pack	Marcel Trim with Nils Lever	SINGLE CYLINDER	YMRC43.NIL	Satin Brass (US4) Satin Nickel (US15) Flat Black (US19) Polished Chrome (US26)	\$68
	Interior Trim Pack	Marcel Trim with Holden Lever	SINGLE CYLINDER	YMRC43.HLD	Satin Brass (US4) Satin Nickel (US15) Flat Black (US19) Polished Chrome (US26)	\$68
	Interior Trim Pack	Owen Trim with Nils Lever	SINGLE CYLINDER	YOWN43.NIL	Satin Brass (US4) Satin Nickel (US15) Flat Black (US19) Polished Chrome (US26)	\$68
	Interior Trim Pack	Owen Trim with Holden Lever	SINGLE CYLINDER	YOWN43.HLD	Satin Brass (US4) Satin Nickel (US15) Flat Black (US19) Polished Chrome (US26)	\$68
	Interior Trim Pack	Owen Trim with Brunswick Lever (Left Handed)	SINGLE CYLINDER	YOWN43.BWKLH	Oil Rubbed Bronze (US10B) Satin Nickel (US15) Flat Black (US19) Polished Chrome (US26)	\$68
	Interior Trim Pack	Owen Trim with Brunswick Lever (Right Handed)	SINGLE CYLINDER	YOWN43.BWKRH	Oil Rubbed Bronze (US10B) Satin Nickel (US15) Flat Black (US19) Polished Chrome (US26)	\$68

- **Universal handing unless otherwise specified**
- Fits standard door thickness of 1 $\frac{1}{8}$ " - 1 $\frac{3}{4}$ "
- Includes a 2 $\frac{3}{16}$ " or 2 $\frac{3}{4}$ " adjustable latch. Specific Drive-in latch if required.
- See pages 43-44 for handing and technical specifications

To order: Product Code + Finish

	PACK	PRODUCT	FUNCTION	PRODUCT CODE	FINISH	LIST PRICE
	Interior Trim Pack	Ellington Trim with Brunswick Lever (Left Handed)	SINGLE CYLINDER	YELT43.BWKLH	Oil Rubbed Bronze (US10B) Satin Nickel (US15) Flat Black (US19) Polished Chrome (US26)	\$68
						
	Interior Trim Pack	Ellington Trim with Brunswick Lever (Right Handed)	SINGLE CYLINDER	YELT43.BWKRH	Oil Rubbed Bronze (US10B) Satin Nickel (US15) Flat Black (US19) Polished Chrome (US26)	\$68
						
	Interior Trim Pack	Maguire Trim with Brunswick Lever (Left Handed)	SINGLE CYLINDER	YMGR43.BWKLH	Oil Rubbed Bronze (US10B) Satin Nickel (US15) Flat Black (US19) Polished Chrome (US26)	\$68
						
	Interior Trim Pack	Maguire Trim with Brunswick Lever (Right Handed)	SINGLE CYLINDER	YMGR43.BWKRH	Oil Rubbed Bronze (US10B) Satin Nickel (US15) Flat Black (US19) Polished Chrome (US26)	\$68
						
	Interior Trim Pack	Everly Trim with Farmington Lever (Left Handed)	SINGLE CYLINDER	YEVY43.FMTLH	Polished Brass (US3) Oil Rubbed Bronze (US10B) Satin Nickel (US15) Polished Chrome (US26)	\$68
						
	Interior Trim Pack	Everly Trim with Farmington Lever (Right Handed)	SINGLE CYLINDER	YEVY43.FMTRH	Polished Brass (US3) Oil Rubbed Bronze (US10B) Satin Nickel (US15) Polished Chrome (US26)	\$68
						

- **Universal handing unless otherwise specified**
- Fits standard door thickness of 1 $\frac{3}{8}$ " - 1 $\frac{7}{8}$ "
- Includes a 2 $\frac{3}{8}$ " or 2 $\frac{1}{2}$ " adjustable latch. Specific Drive-in latch if required.
- See pages 43-44 for handing and technical specifications

To order: Product Code + Finish

	PACK	PRODUCT	FUNCTION	PRODUCT CODE	FINISH	LIST PRICE
	Interior Trim Pack	Maguire Trim with Farmington Lever (Left Handed)	SINGLE CYLINDER	YMGR43.FMTLH	Polished Brass (US3) Oil Rubbed Bronze (US10B) Satin Nickel (US15) Polished Chrome (US26)	\$68
						
	Interior Trim Pack	Maguire Trim with Farmington Lever (Right Handed)	SINGLE CYLINDER	YMGR43.FMTRH	Polished Brass (US3) Oil Rubbed Bronze (US10B) Satin Nickel (US15) Polished Chrome (US26)	\$68
						
KNOBS						
	Interior Trim Pack	Marcel Trim with Dylan Knob	SINGLE CYLINDER	YMRC43.DYL	Satin Brass (US4) Satin Nickel (US15) Flat Black (US19) Polished Chrome (US26)	\$40
						
	Interior Trim Pack	Owen Trim with Dylan Knob	SINGLE CYLINDER	YOWN43.DYL	Satin Brass (US4) Satin Nickel (US15) Flat Black (US19) Polished Chrome (US26)	\$40
						
	Interior Trim Pack	Owen Trim with Walker Knob	SINGLE CYLINDER	YOWN43.WLK	Oil Rubbed Bronze (US10B) Satin Nickel (US15) Flat Black (US19) Polished Chrome (US26)	\$40
						
	Interior Trim Pack	Ellington Trim with Walker Knob	SINGLE CYLINDER	YELT43.WLK	Oil Rubbed Bronze (US10B) Satin Nickel (US15) Flat Black (US19) Polished Chrome (US26)	\$40
						

- **Universal handing unless otherwise specified**
- Fits standard door thickness of 1 $\frac{1}{8}$ " - 1 $\frac{3}{4}$ "
- Includes a 2 $\frac{3}{8}$ " or 2 $\frac{1}{2}$ " adjustable latch. Specific Drive-in latch if required.
- See pages 43-44 for handing and technical specifications

To order: Product Code + Finish

	PACK	PRODUCT	FUNCTION	PRODUCT CODE	FINISH	LIST PRICE
	Interior Trim Pack	Maguire Trim with Walker Knob	SINGLE CYLINDER	YMGR43.WLK	Oil Rubbed Bronze (US10B) Satin Nickel (US15) Flat Black (US19) Polished Chrome (US26)	\$40
	Interior Trim Pack	Everly Trim with Auburn Knob	SINGLE CYLINDER	YEVY43.ABN	Polished Brass (US3) Oil Rubbed Bronze (US10B) Satin Nickel (US15) Polished Chrome (US26)	\$40
	Interior Trim Pack	Everly Trim with Lewiston Knob	SINGLE CYLINDER	YEVY43.LTN	Polished Brass (US3) Oil Rubbed Bronze (US10B) Satin Nickel (US15) Polished Chrome (US26)	\$40
	Interior Trim Pack	Maguire Trim with Auburn Knob	SINGLE CYLINDER	YMGR43.ABN	Polished Brass (US3) Oil Rubbed Bronze (US10B) Satin Nickel (US15) Polished Chrome (US26)	\$40
	Interior Trim Pack	Maguire Trim with Lewiston Knob	SINGLE CYLINDER	YMGR43.LTN	Polished Brass (US3) Oil Rubbed Bronze (US10B) Satin Nickel (US15) Polished Chrome (US26)	\$40

- **Universal handing. Fits both right and left-handed doors**
- Fits standard door thickness of 1 $\frac{3}{8}$ " - 1 $\frac{3}{4}$ "
- Includes a 2 $\frac{3}{8}$ " or 2 $\frac{1}{2}$ " adjustable latch. Specific Drive-in latch if required.
- See pages 43-44 for handing and technical specifications

To order: Product Code + Finish

- Solid Brass construction
- Additional style and finish options
- Key alike with other Expressions™ keyed functions (SC1 & WR5 only)
- Coordinate with Expressions™ interior levers and knobs



Baden
4820



Davos
4818



Lausanne
4819



Square Rosette
with Helios Lever



Square Rosette
with Stuttgart Lever



Square Rosette
with Round Knob



Disk Rosette
with Helios Lever



Disk Rosette
with Stuttgart Lever



Disk Rosette
with Round Knob

EXPRESSIONS™ SERIES



Marcel Rosette
with Nils Lever




Marcel Rosette
with Holden Lever



Marcel Rosette
with Dylan Knob



Owen Rosette
with Nils Lever



Owen Rosette
with Holden Lever



Owen Rosette
with Dylan Knob



Nashville
4312



Richmond
4313



Wilmington
4314



#8 Rosette
with Elan Lever



#8 Rosette
with Egg Knob



#8 Rosette
with Norwich Knob



Everly Rosette
with Farmington Lever



Everly Rosette
with Auburn Knob



Everly Rosette
with Lewiston Knob

- Solid Brass construction
- Additional style and finish options
- Key alike with other Expressions™ keyed functions (SC1 & WR5 only)
- Coordinate with Expressions™ interior levers and knobs



Transitional Heritage
Sectional
4716



Transitional Heritage Monolithic
4717



Quincy Rosette
with Luzern Lever



Disk Rosette
with Luzern Lever



Regular Rosette
with Cortina Lever



Quincy Rosette
with Laurent Knob



Regular Rosette
with Providence
Knob

EXPRESSIONS™ SERIES



Ellington Rosette
with Brunswick Lever



Owen Rosette
with Brunswick Lever



Maguire Rosette
with Brunswick Lever



Ellington Rosette
with Walker Knob



Maguire Rosette
with Walker Knob



Saratoga
4410



Marietta
4411



Regular Rosette
with Elan Lever



Regular Rosette
with Egg Knob



Regular Rosette
with Norwich Knob



Maguire Rosette
with Farmington
Lever



Maguire Rosette
with Auburn Knob



Maguire Rosette
with Lewiston Knob



	PRODUCT	FUNCTION	PRODUCT CODE	FINISH	LIST PRICE	
	 	Marcel Deadbolt	SINGLE CYLINDER	YMRC32	Satin Brass (US4) Satin Nickel (US15) Flat Black (US19) Polished Chrome (US26)	\$56
	 	Owen Deadbolt	SINGLE CYLINDER	YOWN32	Satin Brass (US4) Satin Nickel (US15) Flat Black (US19) Polished Chrome (US26)	\$56
	 	Ellington Deadbolt	SINGLE CYLINDER	YELT32	Oil Rubbed Bronze (US10B) Satin Nickel (US15) Flat Black (US19) Polished Chrome (US26)	\$68
	 	Everly Deadbolt	SINGLE CYLINDER	YEVY32	Polished Brass (US3) Oil Rubbed Bronze (US10B) Satin Nickel (US15) Polished Chrome (US26)	\$68
	 	Maguire Deadbolt	SINGLE CYLINDER	YMGR32	Polished Brass (US3) Oil Rubbed Bronze (US10B) Satin Nickel (US15) Flat Black (US19) Polished Chrome (US26)	\$32

- **Universal handing. Fits both right and left-handed doors**
- Fits standard door thickness of 1 $\frac{3}{8}$ " - 1 $\frac{3}{4}$ "
- Includes a 2 $\frac{3}{8}$ " or 2 $\frac{1}{2}$ " adjustable latch. Specific Drive-in latch if required.
- See page 43 for technical specifications

Keyways



- Includes Schlage (SC1) keyway as standard
- Optional **Kwikset (KW1)** keyway. Specify by adding "K" to the beginning of product code
- Optional **Weiser (WR5)** keyway. Specify by adding "W" to the beginning of product code

To order: (Optional: **K** or **W**) + Product Code + Finish



KEYED LEVER



	PRODUCT	FUNCTION	PRODUCT CODE	FINISH	LIST PRICE
	Marcel Rosette with Nils Lever	KEYED	YMRC52.NIL	Satin Brass (US4) Satin Nickel (US15) Flat Black (US19) Polished Chrome (US26)	\$63
		KEYED	YMRC52.HLD	Satin Brass (US4) Satin Nickel (US15) Flat Black (US19) Polished Chrome (US26)	\$63

- **Universal handing. Fits both right and left-handed doors**
- Fits standard door thickness of 1 $\frac{3}{8}$ " - 1 $\frac{1}{2}$ "
- Includes a 2 $\frac{3}{8}$ " or 2 $\frac{1}{4}$ " adjustable latch. Specific Drive-in latch if required.
- See page 44 for technical specifications

Keyways

- Includes Schlage (SC1) keyway as standard
- Optional **Kwikset (KW1)** keyway. Specify by adding "K" to the beginning of product code
- Optional **Weiser (WR5)** keyway. Specify by adding "W" to the beginning of product code

To order: (Optional: **K** or **W**) + Product Code + Finish

	PRODUCT	FUNCTION	PRODUCT CODE	FINISH	LIST PRICE
	Owen Rosette with Nils Lever	KEYED	YOWN52.NIL	Satin Brass (US4) Satin Nickel (US15) Flat Black (US19) Polished Chrome (US26)	\$59
	Owen Rosette with Holden Lever	KEYED	YOWN52.HLD	Satin Brass (US4) Satin Nickel (US15) Flat Black (US19) Polished Chrome (US26)	\$59
	Owen Rosette with Brunswick Lever	KEYED	YOWN52.BWK	Oil Rubbed Bronze (US10B) Satin Nickel (US15) Flat Black (US19) Polished Chrome (US26)	\$57
	Ellington Rosette with Brunswick Lever	KEYED	YELT52.BWK	Oil Rubbed Bronze (US10B) Satin Nickel (US15) Flat Black (US19) Polished Chrome (US26)	\$79
	Maguire Rosette with Brunswick Lever	KEYED	YMGR52.BWK	Oil Rubbed Bronze (US10B) Satin Nickel (US15) Flat Black (US19) Polished Chrome (US26)	\$57
	Everly Rosette with Farmington Lever	KEYED	YEVY52.FMT	Polished Brass (US3) Oil Rubbed Bronze (US10B) Satin Nickel (US15) Polished Chrome (US26)	\$79
	Maguire Rosette with Farmington Lever	KEYED	YMGR52.FMT	Polished Brass (US3) Oil Rubbed Bronze (US10B) Satin Nickel (US15) Polished Chrome (US26)	\$57

- **Universal handing. Fits both right and left-handed doors**
- Fits standard door thickness of 1 $\frac{1}{8}$ " - 1 $\frac{3}{4}$ "
- Includes a 2 $\frac{3}{8}$ " or 2 $\frac{1}{2}$ " adjustable latch. Specific Drive-in latch if required.
- See page 44 for technical specifications

Keyways



- Includes Schlage (SC1) keyway as standard
- Optional **Kwikset (KW1)** keyway. Specify by adding "K" to the beginning of product code
- Optional **Weiser (WR5)** keyway. Specify by adding "W" to the beginning of product code

To order: (Optional: **K** or **W**) + Product Code + Finish



KEYED KNOB



	PRODUCT	FUNCTION	PRODUCT CODE	FINISH	LIST PRICE
	Marcel Rosette with Dylan Knob	KEYED	YMRC52.DYL	Satin Brass (US4) Satin Nickel (US15) Flat Black (US19) Polished Chrome (US26)	\$55
	Owen Rosette with Dylan Knob	KEYED	YOWN52.DYL	Satin Brass (US4) Satin Nickel (US15) Flat Black (US19) Polished Chrome (US26)	\$49

- **Universal handing. Fits both right and left-handed doors**
- Fits standard door thickness of 1 $\frac{3}{8}$ " - 1 $\frac{1}{2}$ "
- Includes a 2 $\frac{3}{8}$ " or 2 $\frac{1}{4}$ " adjustable latch. Specific Drive-in latch if required.
- See page 44 for technical specifications

Keyways

- Includes Schlage (SC1) keyway as standard
- Optional **Kwikset (KW1)** keyway. Specify by adding "K" to the beginning of product code
- Optional **Weiser (WR5)** keyway. Specify by adding "W" to the beginning of product code

To order: (Optional: **K** or **W**) + Product Code + Finish

	PRODUCT	FUNCTION	PRODUCT CODE	FINISH	LIST PRICE
	Owen Rosette with Walker Knob	KEYED	YOWN52.WLK	Oil Rubbed Bronze (US10B) Satin Nickel (US15) Flat Black (US19) Polished Chrome (US26)	\$35
	Ellington Rosette with Walker Knob	KEYED	YELT52.WLK	Oil Rubbed Bronze (US10B) Satin Nickel (US15) Flat Black (US19) Polished Chrome (US26)	\$67
	Maguire Rosette with Walker Knob	KEYED	YMGR52.WLK	Oil Rubbed Bronze (US10B) Satin Nickel (US15) Flat Black (US19) Polished Chrome (US26)	\$35
	Everly Rosette with Auburn Knob	KEYED	YEVY52.ABN	Polished Brass (US3) Oil Rubbed Bronze (US10B) Satin Nickel (US15) Polished Chrome (US26)	\$67
	Everly Rosette with Lewiston Knob	KEYED	YEVY52.LTN	Polished Brass (US3) Oil Rubbed Bronze (US10B) Satin Nickel (US15) Polished Chrome (US26)	\$67
	Maguire Rosette with Auburn Knob	KEYED	YMGR52.ABN	Polished Brass (US3) Oil Rubbed Bronze (US10B) Satin Nickel (US15) Polished Chrome (US26)	\$35
	Maguire Rosette with Lewiston Knob	KEYED	YMGR52.LTN	Polished Brass (US3) Oil Rubbed Bronze (US10B) Satin Nickel (US15) Polished Chrome (US26)	\$35

- **Universal handing. Fits both right and left-handed doors**
- Fits standard door thickness of 1 $\frac{3}{8}$ " - 1 $\frac{3}{4}$ "
- Includes a 2 $\frac{3}{8}$ " or 2 $\frac{1}{2}$ " adjustable latch. Specific Drive-in latch if required.
- See page 44 for technical specifications

Keyways

- Includes Schlage (SC1) keyway as standard
- Optional **Kwikset (KW1)** keyway. Specify by adding "K" to the beginning of product code
- Optional **Weiser (WR5)** keyway. Specify by adding "W" to the beginning of product code

To order: (Optional: **K** or **W**) + Product Code + Finish

LEVERS



PASSAGE



Dummy Pair



PRIVACY



PRODUCT

FUNCTION

PRODUCT CODE

FINISH

LIST PRICE



Marcel Rosette
with Nils Lever

PASSAGE
PRIVACY
DUMMY (PAIR)

YMRC23.NIL
YMRC24.NIL
YMRC25.NIL

Satin Brass (US4)
Satin Nickel (US15)
Flat Black (US19)
Polished Chrome (US26)

\$47
\$47
\$47



Marcel Rosette
with Holden Lever

PASSAGE
PRIVACY
DUMMY (PAIR)

YMRC23.HLD
YMRC24.HLD
YMRC25.HLD

Satin Brass (US4)
Satin Nickel (US15)
Flat Black (US19)
Polished Chrome (US26)

\$47
\$47
\$47

- **Universal handing. Fits both right and left-handed doors**
- Fits standard door thickness of 1 $\frac{3}{8}$ " - 1 $\frac{3}{4}$ "
- Includes a 2 $\frac{3}{8}$ " or 2 $\frac{1}{2}$ " adjustable latch. Specific Drive-in latch if required.
- See page 44 for technical specifications

To order: Product Code + Finish

PRODUCT	FUNCTION	PRODUCT CODE	FINISH	LIST PRICE
	PASSAGE	YOWN23.NIL	Satin Brass (US4)	\$44
	PRIVACY	YOWN24.NIL	Satin Nickel (US15)	\$44
	DUMMY (PAIR)	YOWN25.NIL	Flat Black (US19)	\$44
			Polished Chrome (US26)	
	PASSAGE	YOWN23.HLD	Satin Brass (US4)	\$44
	PRIVACY	YOWN24.HLD	Satin Nickel (US15)	\$44
	DUMMY (PAIR)	YOWN25.HLD	Flat Black (US19)	\$44
			Polished Chrome (US26)	
	PASSAGE	YOWN23.BWK	Oil Rubbed Bronze (US10B)	\$41
	PRIVACY	YOWN24.BWK	Satin Nickel (US15)	\$41
	DUMMY (PAIR)	YOWN25.BWK	Flat Black (US19)	\$41
			Polished Chrome (US26)	
	PASSAGE	YELT23.BWK	Oil Rubbed Bronze (US10B)	\$60
	PRIVACY	YELT24.BWK	Satin Nickel (US15)	\$60
	DUMMY (PAIR)	YELT25.BWK	Flat Black (US19)	\$60
			Polished Chrome (US26)	
	PASSAGE	YMGR23.BWK	Oil Rubbed Bronze (US10B)	\$41
	PRIVACY	YMGR24.BWK	Satin Nickel (US15)	\$41
	DUMMY (PAIR)	YMGR25.BWK	Flat Black (US19)	\$41
			Polished Chrome (US26)	
	PASSAGE	YEVY23.FMT	Polished Brass (US3)	\$60
	PRIVACY	YEVY24.FMT	Oil Rubbed Bronze (US10B)	\$60
	DUMMY (PAIR)	YEVY25.FMT	Satin Nickel (US15)	\$60
			Polished Chrome (US26)	
	PASSAGE	YMGR23.FMT	Polished Brass (US3)	\$41
	PRIVACY	YMGR24.FMT	Oil Rubbed Bronze (US10B)	\$41
	DUMMY (PAIR)	YMGR25.FMT	Satin Nickel (US15)	\$41
			Polished Chrome (US26)	

- **Universal handing. Fits both right and left-handed doors**
- Fits standard door thickness of 1 $\frac{3}{8}$ " - 1 $\frac{1}{2}$ "
- Includes a 2 $\frac{3}{8}$ " or 2 $\frac{1}{2}$ " adjustable latch. Specific Drive-in latch if required.
- See page 44 for technical specifications

To order: Product Code + Finish

KNOBS



PASSAGE





Dummy Pair



PRIVACY



	PRODUCT	FUNCTION	PRODUCT CODE	FINISH	LIST PRICE
	Marcel Rosette with Dylan Knob	PASSAGE	YMRC23.DYL	Satin Brass (US4)	\$45
		PRIVACY	YMRC24.DYL	Satin Nickel (US15)	\$45
		DUMMY (PAIR)	YMRC25.DYL	Flat Black (US19)	\$45
				Polished Chrome (US26)	
	Owen Rosette with Dylan Knob	PASSAGE	YOWN23.DYL	Satin Brass (US4)	\$41
		PRIVACY	YOWN24.DYL	Satin Nickel (US15)	\$41
		DUMMY (PAIR)	YOWN25.DYL	Flat Black (US19)	\$41
				Polished Chrome (US26)	

- **Universal handing. Fits both right and left-handed doors**
- Fits standard door thickness of 1 $\frac{3}{8}$ " - 1 $\frac{3}{4}$ "
- Includes a 2 $\frac{3}{8}$ " or 2 $\frac{3}{4}$ " adjustable latch. Specific Drive-in latch if required.
- See page 44 for technical specifications

To order: Product Code + Finish

	PRODUCT	FUNCTION	PRODUCT CODE	FINISH	LIST PRICE
	Owen Rosette with Walker Knob	PASSAGE	YOWN23.WLK	Oil Rubbed Bronze (US10B)	\$28
		PRIVACY	YOWN24.WLK	Satin Nickel (US15)	\$28
		DUMMY (PAIR)	YOWN25.WLK	Flat Black (US19)	\$28
				Polished Chrome (US26)	
	Ellington Rosette with Walker Knob	PASSAGE	YELT23.WLK	Oil Rubbed Bronze (US10B)	\$58
		PRIVACY	YELT24.WLK	Satin Nickel (US15)	\$58
		DUMMY (PAIR)	YELT25.WLK	Flat Black (US19)	\$58
				Polished Chrome (US26)	
	Maguire Rosette with Walker Knob	PASSAGE	YMGR23.WLK	Oil Rubbed Bronze (US10B)	\$28
		PRIVACY	YMGR24.WLK	Satin Nickel (US15)	\$28
		DUMMY (PAIR)	YMGR25.WLK	Flat Black (US19)	\$28
				Polished Chrome (US26)	
	Every Rosette with Auburn Knob	PASSAGE	YEVY23.ABN	Polished Brass (US3)	\$58
		PRIVACY	YEVY24.ABN	Oil Rubbed Bronze (US10B)	\$58
		DUMMY (PAIR)	YEVY25.ABN	Satin Nickel (US15)	\$58
				Polished Chrome (US26)	
	Every Rosette with Lewiston Knob	PASSAGE	YEVY23.LTN	Polished Brass (US3)	\$58
		PRIVACY	YEVY24.LTN	Oil Rubbed Bronze (US10B)	\$58
		DUMMY (PAIR)	YEVY25.LTN	Satin Nickel (US15)	\$58
				Polished Chrome (US26)	
	Maguire Rosette with Auburn Knob	PASSAGE	YMGR23.ABN	Polished Brass (US3)	\$28
		PRIVACY	YMGR24.ABN	Oil Rubbed Bronze (US10B)	\$28
		DUMMY (PAIR)	YMGR25.ABN	Satin Nickel (US15)	\$28
				Polished Chrome (US26)	
	Maguire Rosette with Lewiston Knob	PASSAGE	YMGR23.LTN	Polished Brass (US3)	\$28
		PRIVACY	YMGR24.LTN	Oil Rubbed Bronze (US10B)	\$28
		DUMMY (PAIR)	YMGR25.LTN	Satin Nickel (US15)	\$28
				Polished Chrome (US26)	

- **Universal handing. Fits both right and left-handed doors**
- Fits standard door thickness of 1 $\frac{3}{8}$ " - 1 $\frac{3}{4}$ "
- Includes a 2 $\frac{3}{8}$ " or 2 $\frac{1}{2}$ " adjustable latch. Specific Drive-in latch if required.
- See page 44 for technical specifications

To order: Product Code + Finish




Barn Door Flat Track Hardware Kit

Yale Expressions™ Barn Door Flat Track Hardware Kit with Soft Open & Close System contains everything you need to easily install a sliding door in your home.

NEW Clear Packaging - Perfect for Stocking

- Packaging allows consumers to view contents and promotes easy product identification
- Cuts through the clutter of crowded retail shelves
- A clear package creates exciting aesthetics and value-added perceptions



Kit Includes:

- 72" or 96" Track (1x)
- Soft Open & Close Units (2x)
- Hangers (2x)
- Anti-Jump Discs (2x)
- Doorstops (2x)
- Single Floor Guide (1x)
- Double Floor Guide (1x)

PRODUCT	FUNCTION	PRODUCT CODE	FINISH	LIST PRICE
72"	Barn Door Track System	YBNDR.72	Black (BLK) Silver (SLVR)	\$299
96"	Barn Door Track System	YBNDR.96	Black (BLK) Silver (SLVR)	\$333

Specifications:

- 1/4" Steel track
- Nylon wheel with ball bearings
- Maximum weight capacity up to 200lb
- Doors 1-3/8" thru 1-3/4" thick
- 72" Track accommodates openings up to 36" wide
- 96" Track accommodates openings up to 48" wide





Powder Coated Finishes



Black
BLK



Silver
SLVR

BARN DOOR HANDLES & ACCESSORIES		PRODUCT CODE	FINISH	LIST PRICE
	Barn Door Handle with Flush Pull	YAKBNDR.BFH	Black (BLK) Silver (SLVR)	\$49
	Sliding Door Privacy Lock	YAKBNDR.PVL	Black (BLK) Silver (SLVR)	\$19
	Adjustable Roller Guide	YAKBNDR.RG	Black (BLK) Silver (SLVR)	\$25
	Multiple Track Connecting Adaptor	YAKBNDR.CA	Black (BLK) Silver (SLVR)	\$17

TUBULAR POCKET DOOR LOCK

ROUND
PassageROUND
PrivacySQUARE
PassageSQUARE
Privacy

	PRODUCT	FUNCTION	PRODUCT CODE	FINISH	LIST PRICE
	Round	PASSAGE TUBULAR PRIVACY TUBULAR	YTPDRND62 YTPDRND63	Polished Brass (US3) Satin Brass (US4) Oil Rubbed Bronze (US10B) Satin Nickel (US15) Flat Black (US19) Polished Chrome (US26)	\$29 \$33
	Square	PASSAGE TUBULAR PRIVACY TUBULAR	YTPDSQU62 YTPDSQU63	Polished Brass (US3) Satin Brass (US4) Oil Rubbed Bronze (US10B) Satin Nickel (US15) Flat Black (US19) Polished Chrome (US26)	\$35 \$38

- **Universal handing. Fits both right and left-handed doors**
- Fits standard door thickness of 1 $\frac{3}{8}$ " - 1 $\frac{3}{4}$ "
- Includes a 2 $\frac{3}{8}$ " latch
- See page 44 for technical specifications

POCKET DOOR LOCK

Passage











Privacy













	PRODUCT	FUNCTION	PRODUCT CODE	FINISH	LIST PRICE
	Square	PASSAGE PRIVACY	YPDSQU64 YPDSQU65	Polished Brass (US3) Satin Brass (US4) Oil Rubbed Bronze (US10B) Satin Nickel (US15) Flat Black (US19) Polished Chrome (US26)	\$23 \$25

- **Universal handing. Fits both right and left-handed doors**
- Fits standard door thickness of 1 $\frac{3}{8}$ "
- See page 44 for technical specifications

To order: Product Code + Finish

ADJUSTABLE LATCHES		BACKSETS	PRODUCT CODE	FINISH	LIST PRICE
	Keyed Lever, Radius Corner	2-3/8" - 2-3/4"	YAKPPDE.9011	Polished Brass (US3) Satin Brass (US4) Oil Rubbed Bronze (US10B) Satin Nickel (US15) Flat Black (US19) Polished Chrome (US26)	\$7
	Keyed Knob, Radius Corner	2-3/8" - 2-3/4"	YAKPPDE.9013		\$7
	Deadbolt, Radius Corner	2-3/8" - 2-3/4"	YAKDBT.9009		\$7
	Passage/Privacy Lever, Radius Corner	2-3/8" - 2-3/4"	YAKPPDE.9012		\$7
	Passage/Privacy Knob, Radius Corner	2-3/8" - 2-3/4"	YAKPPDE.9014		\$7
DRIVE-IN ADJUSTABLE LATCHES		BACKSETS	PRODUCT CODE	FINISH	LIST PRICE
	Keyed Lever	2-3/8" - 2-3/4"	YAKPPDE.9031	Polished Chrome (US26)	\$7
	Keyed Knob	2-3/8" - 2-3/4"	YAKPPDE.9026		\$7
	Deadbolt	2-3/8" - 2-3/4"	YAKPPDE.9027		\$7
	Passage/Privacy Lever	2-3/8" - 2-3/4"	YAKPPDE.9030		\$7
	Passage/Privacy Knob	2-3/8" - 2-3/4"	YAKPPDE.9025		\$7

STRIKE PLATES		DIMENSIONS	PRODUCT CODE	FINISH	LIST PRICE
	Deadbolt Strike Plate, Radius Corner	1" x 2-1/4"	YAKEES.9001	Polished Brass (US3) Satin Brass (US4) Oil Rubbed Bronze (US10B) Satin Nickel (US15) Flat Black (US19) Polished Chrome (US26)	\$3
	Full Lip Strike Plate, Radius Corner	1-3/4" x 2-1/4"	YAKEES.9002		\$3
	Full Lip Deadbolt Strike Plate, Radius Corner	1-3/4" x 2-1/4"	YAKDBT.9022		\$3
	Pocket Door Lock Strike Plate, Radius Corner	1-1/4" x 2-3/4"	YAKPDL.9017		\$3

MISC. PARTS		DIMENSIONS	PRODUCT CODE	FINISH	LIST PRICE
	Interior Entry Set Cap and Set Screw	Ø 1" x 5/16"	YAKIES.9024	Polished Brass (US3) Satin Brass (US4) Oil Rubbed Bronze (US10B) Satin Nickel (US15) Flat Black (US19) Polished Chrome (US26)	\$17
	Hygiene Multi Tool - Solid Brass	3-3/4" x 1-1/4"	YHFKO-ENTL		\$17
	Handing Tool	1-3/4" x 13/16"	YAKTOOL.9033		\$2
	Dust Box - Deadbolt Latch	1" x 2" x 1/2"	YAKEES.9004		\$2
	Dust Box - Keyed, Passage/Privacy Latch	1" x 2" x 1/2"	YAKEES.9005		\$2
	Dust Box - Tubular Pocket Door Lock Latch	1" x 2" x 1/2"	YAKTPDL.9021		\$2

KEY BLANK	SPEC	PRODUCT CODE	LIST PRICE
Key Blank - Schlage (SC1)	5-Pin	YSC1-KEYBLNK	\$2 ea.
Key Blank - Kwikset (KW1)	5-Pin	YKW1-KEYBLNK	\$2 ea.
Key Blank - Weiser (WR5)	5-Pin	YWR5-KEYBLNK	\$2 ea.

KEY CYLINDER AND HOUSING FOR DEADBOLTS (INCLUDES 2 KEYS)

KEY CYLINDER & HOUSING FOR DEADBOLT	SPEC	PRODUCT CODE	FINISH	LIST PRICE
SCHLAGE (SC1) KEYWAY	5-Pin	YSC1CYL-DB	Polished Brass (US3)	\$17 ea.
KWIKSET (KW1) KEYWAY	5-Pin	YKW1CYL-DB	Satin Brass (US4)	\$17 ea.
WEISER (WR5) KEYWAY	5-Pin	YWR5CYL-DB	Oil Rubbed Bronze (US10B)	\$17 ea.
KEY CYLINDER & HOUSING FOR DEADBOLT - MAGUIRE			Satin Nickel (US15)	
			Flat Black (US19)	
			Polished Chrome (US26)	
SCHLAGE (SC1) KEYWAY	5-Pin	YSC1CYL-MGRDB		\$17 ea.
KWIKSET (KW1) KEYWAY	5-Pin	YKW1CYL-MGRDB		\$17 ea.
WEISER (WR5) KEYWAY	5-Pin	YWR5CYL-MGRDB		\$17 ea.

KEY CYLINDER FOR KEYED LEVERS AND KNOBS (INCLUDES 2 KEYS)

KEY CYLINDER FOR KEYED LEVER	SPEC	PRODUCT CODE	FINISH*	LIST PRICE
SCHLAGE (SC1) KEYWAY	5-Pin	YSC1CYL-LVR	Polished Brass (US3) Flat Black (US19) Polished Chrome (US26)	\$9 ea.
KWIKSET (KW1) KEYWAY	5-Pin	YKW1CYL-LVR		\$9 ea.
WEISER (WR5) KEYWAY	5-Pin	YWR5CYL-LVR		\$9 ea.
KEY CYLINDER FOR KEYED KNOB			*For Keyed Lever/Knob: - For US4 use US3 - For US10B use US19 - For US15 use US26	
SCHLAGE (SC1) KEYWAY	5-Pin	YSC1CYL-KNB		\$9 ea.
KWIKSET (KW1) KEYWAY	5-Pin	YKW1CYL-KNB		\$9 ea.
WEISER (WR5) KEYWAY	5-Pin	YWR5CYL-KNB		\$9 ea.
KEY CYLINDER FOR KEYED KNOB - AUBURN				
SCHLAGE (SC1) KEYWAY	5-Pin	YSC1CYL-ABNKNB		\$9 ea.
KWIKSET (KW1) KEYWAY	5-Pin	YKW1CYL-ABNKNB		\$9 ea.
WEISER (WR5) KEYWAY	5-Pin	YWR5CYL-ABNKNB		\$9 ea.

CONSTRUCTION KEYING

Lost Ball System

- Last four pin locations drilled for lost ball application
- Master key wafers used for code variability
- Construction keys and owner keys sent separately
- Order by indicating "**Construction Keyed, House #_**" next to applicable locks

Charge for Construction Keying - \$4 (NET)

Locks that are both construction keyed and keyed alike will be charged a total of \$7 (NET) per cylinder.

Charge for Re-Keying - \$3 (NET)

Locks that are keyed to code or keyed alike will be charged \$3 (NET) per cylinder.

• Keying to Code - \$3 (NET)

Order by indicating "**Key Code XXXXX**" next to applicable locks.

• Keying Alike - \$3 (NET)

- Order by indicating "**Keyed Alike**" next to applicable locks if only one keyed alike group is wanted.
- If ordering multiple groups (houses) indicate "**Keyed Alike House #_**" next to applicable locks.

TECHNICAL SPECIFICATIONS

ENTRY SET AND DEADBOLT SPECIFICATIONS

Door Specs	2-1/8" Face Bore, 1" Edge Bore 5-1/2" Center-to-Center Door Prep 1" x 2-1/4" Radius Corner
Latch	2-3/8" or 2-3/4" Adjustable latch, Radius Corner
Door Thickness	1-3/8" to 1-3/4"
Cylinder	SC1 KW1 Optional WR5 Optional
Handing	Universal handing. Specify right-handed or left-handed for (Brunswick and Farmington) levers interior only.

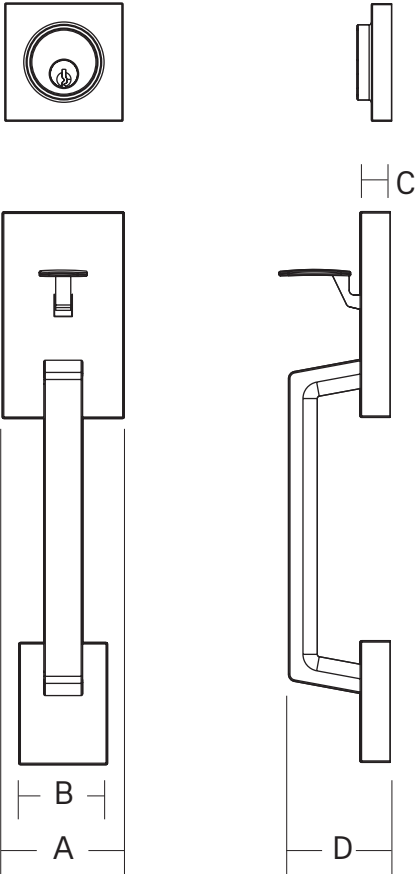
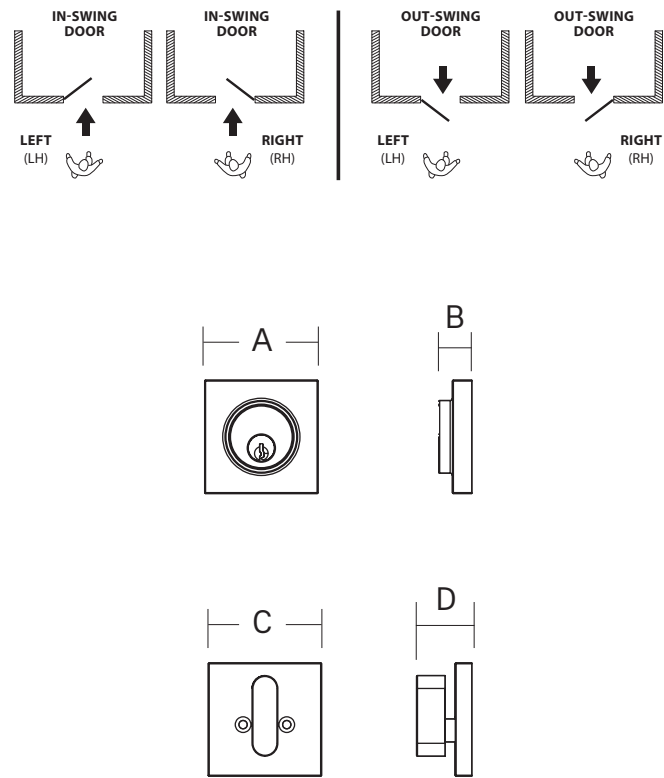
ENTRY SETS	A	B	C	D
Marcel	2-1/2"	1-3/4"	5/8"	2-1/4"
Ellington	2-5/8"	1-3/4"	5/8"	2-1/8"
Everly	2-3/4"	1-1/2"	7/16"	2-3/16"
Maguire	2-7/8"	1-13/16"	1/2"	2-7/16"
DEADBOLTS	A	B	C	D
Marcel	2-7/16"	3/4"	2-7/16"	1-3/16"
Owen	2-1/2"	13/16"	2-1/2"	1-1/8"
Ellington	2-5/8"	1"	2-5/8"	1-3/8"
Everly	2-7/16"	1"	2-7/16"	1"
Maguire	2-1/2"	15/16"	2-1/2"	7/8"

How to determine handing of doors

The handing of a door is always determined by facing the exterior of a door.

- If the hinge is on the left side of the door, the door is left handed (LH).
- If the hinge is on the right side of the door, the door is right handed (RH).

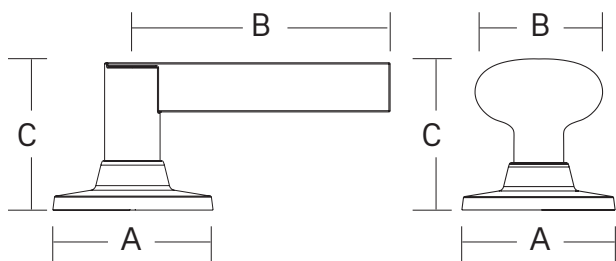
To order a handed product, specify LH or RH. Not all products are handed; only specify handing when required.



TECHNICAL SPECIFICATIONS

LEVER AND KNOB SPECIFICATIONS

Door Specs	2-1/8" Face Bore, 1" Edge Bore 1" x 2-1/4" Radius Corner
Latch	2-3/8" or 2-3/4" Adjustable latch, Radius Corner
Door Thickness	1-3/8" to 1-3/4"
Cylinder	SC1 KW1 Optional WR5 Optional
Handing	Universal handing



LEVERS	A	B	C
Nils Lever with Marcel Rosette	2-1/2"	4"	2-1/2"
Nils Lever with Owen Rosette	2-1/2"	4"	2-1/2"
Holden Lever with Marcel Rosette	2-1/2"	4-1/8"	2-1/2"
Holden Lever with Owen Rosette	2-1/2"	4-1/8"	2-1/4"
Brunswick Lever with Ellington Rosette	2-5/8"	4-1/4"	2-3/8"
Brunswick Lever with Maguire Rosette	2-1/2"	4-1/4"	2-5/8"
Brunswick Lever with Owen Rosette	2-1/2"	4-1/4"	2-5/8"
Farmington Lever with Everly Rosette	2-5/8"	4"	2-1/2"
Farmington Lever with Maguire Rosette	2-1/2"	4"	2-1/2"

KNOBS	A	B	C
Dylan Knob with Marcel Rosette	2-1/2"	1-7/8"	2-1/2"
Dylan Knob with Owen Rosette	2-1/2"	1-7/8"	2-1/2"
Walker Knob with Ellington Rosette	2-5/8"	2-1/8"	2-1/4"
Walker Knob with Maguire Rosette	2-1/2"	2-1/8"	2-3/8"
Walker Knob with Owen Rosette	2-1/2"	2-1/8"	2-3/8"
Lewiston Knob with Everly Rosette	2-5/8"	2-1/8"	2-1/2"
Lewiston Knob with Maguire Rosette	2-1/2"	2-1/8"	2-1/2"
Auburn Knob with Everly Rosette	2-5/8"	1-3/4"	2-3/4"
Auburn Knob with Maguire Rosette	2-1/2"	1-3/4"	2-3/4"

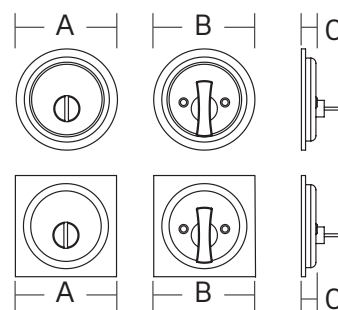
POCKET DOOR LOCK SPECIFICATIONS

Door Specs	2-1/8" Face Bore, 1" Edge Bore 1" x 2-1/4" Radius Corner
Latch	2-3/8" Latch
Door Thickness	1-3/8"
Handing	Universal handing

TUBULAR POCKET DOOR LOCKS	A	B	C
Round	2-7/16"	2-7/16"	3/8"
Square	2-7/16"	2-7/16"	3/8"

POCKET DOOR LOCKS

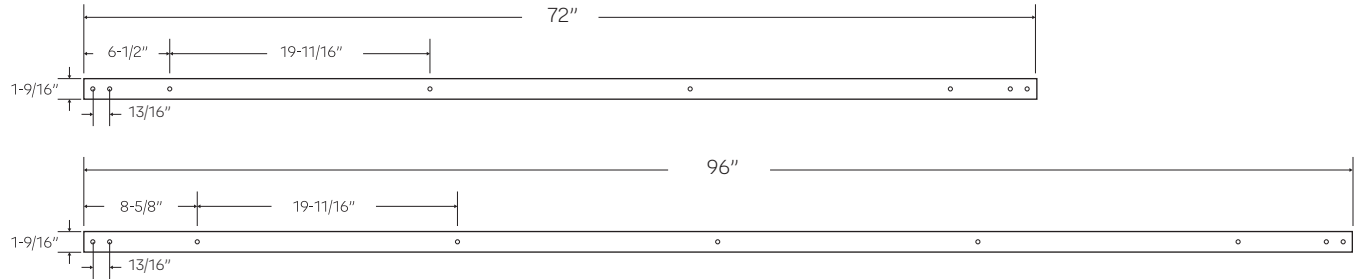
Square	2-1/2" x 2-3/4"
--------	-----------------



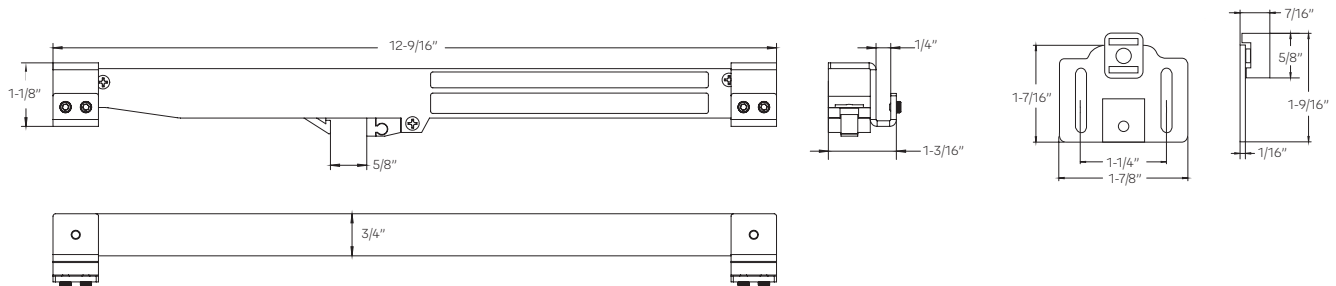
TECHNICAL SPECIFICATIONS

BARN DOOR HARDWARE SPECIFICATIONS

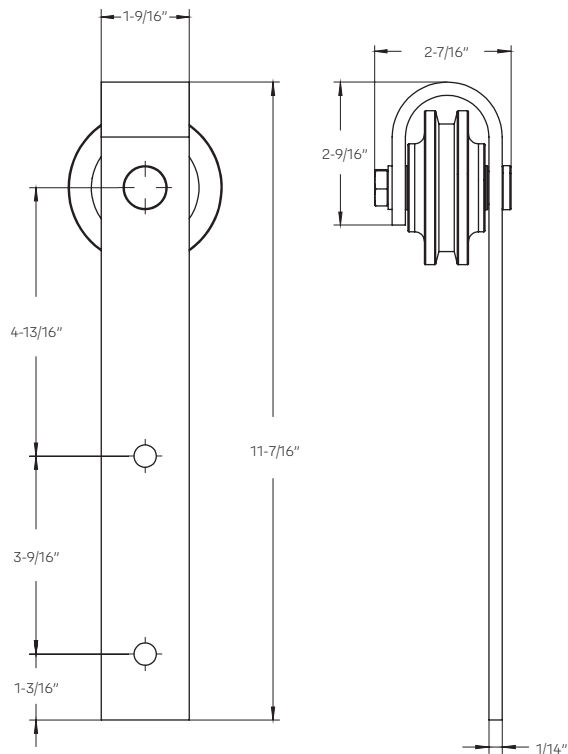
72" & 96" TRACKS



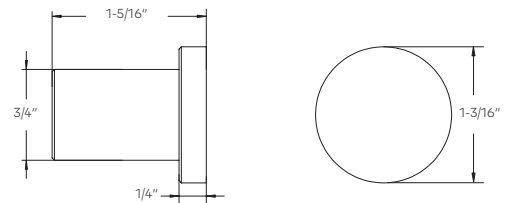
SOFT OPEN & CLOSE WITH ACTUATOR



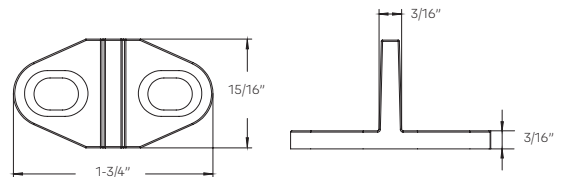
HANGER



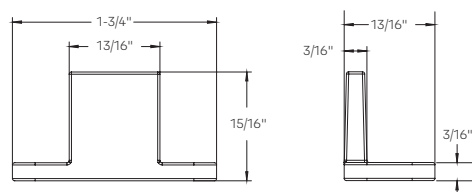
SPACER



SINGLE FLOOR GUIDE



DOUBLE FLOOR GUIDE



DISPLAYS

Display Tower
YTD01



- Includes: 4 Entry Sets, 2 Deadbolts, 4 Keyed Levers & Knobs, 20 Passage/Privacy/Dummy Knobsets & Lever Sets, and 3 Pocket Door Locks
- Base: 32"
- Height: 81"

Entry Set Mount Display Only

YAKBD.9033

- Holds one Entry Set
- Base: 8" x 5"
- Height: 22-7/8"



3 Hole Mount Display Only

YAKBD.9032

- Holds up to 3 Knobs Levers, Deadbolts
- Base: 8" x 5"
- Height: 19"



3 Hole Mount Display

YDM01

- Includes one of each: Keyed, Passage, Privacy
- Base: 8" x 5"
- Height: 19"



Marcel Display

YDM02

- Includes: 1 Entry Set, 4 Passage and Privacy Sets
- Base: 13" x 7"
- Height: 21-3/4"



Ellington Display
YDM03

- Includes: 1 Entry Set, 4 Passage and Privacy Sets
- Base: 13" x 7"
- Height: 21-3/4"



Everyly Display
YDM04

- Includes: 1 Entry Set, 4 Passage and Privacy Sets
- Base: 13" x 7"
- Height: 21-3/4"



Maguire Display
YDM05

- Includes: 1 Entry Set, 4 Passage and Privacy Sets
- Base: 13" x 7"
- Height: 21-3/4"



Pocket Door Display
YDM06

- Includes two of each: Tubular Pocket Locks, Pocket Door Locks
- Base: 8" x 5"
- Height: 21-3/4"



Barn Door Display

YDM07

- Includes: Barn Door Track, Soft Open & Close Units, 2x Hangers, Anti-Jump Discs
- Base: 21-5/8" x 10"
- Height: 21-5/8"



YALE EXPRESSIONS™ SERIES WARRANTY

RESIDENTIAL LIMITED LIFETIME MECHANICAL AND LIMITED FIVE-YEAR FINISH

WARRANTY

Subject to the terms and conditions of this warranty, EMTEK Products Group LLC ("EMTEK") extends a limited lifetime mechanical warranty to the original consumer user ("Original User") of our Yale Expressions™ Series products ("Product") against mechanical defects in material and workmanship, as long as the Original User occupies the residential premises upon which the Product was originally installed. EMTEK extends a limited five-year finish warranty to the Original User of Product against tarnishing and damage as long as the Original User occupies the residential premises upon which the Product was originally installed.

Original User: The Original User will return the defective Product to the retailer from whom it was purchased, accompanied by a statement of defects and proof of purchase. This warranty only applies to the Original User of Products in a residential application. This warranty is not transferable.

What EMTEK Will Do: Upon return of the defective Product to EMTEK for inspection, free and clear of all liens and encumbrances and accompanied by the statement of defects and proof of purchase, EMTEK's sole obligation, at its option, is to either repair or replace the Product or refund the original retailer purchase price in exchange for the Product.

EMTEK MAKES NO OTHER WARRANTY OTHER THAN AS EXPRESSLY STATED HEREIN, AND ALL IMPLIED WARRANTIES, INCLUDING ANY WARRANTY OF MERCHANTABILITY OR FITNESS FOR A PARTICULAR PURPOSE, ARE HEREBY EXCLUDED.

EMTEK'S MAXIMUM LIABILITY HEREUNDER IS LIMITED TO THE PURCHASE PRICE OF THE PRODUCT. IN NO EVENT SHALL EMTEK BE LIABLE FOR ANY CONSEQUENTIAL, INDIRECT, INCIDENTAL OR SPECIAL AND/OR PUNITIVE DAMAGES OF ANY NATURE ARISING FROM THE SALE OR USE OF THE PRODUCT, WHETHER BASED ON CONTRACT, WARRANTY, TORT, STRICT LIABILITY, PATENT INFRINGEMENT, OR OTHERWISE, EVEN IF ADVISED OF THE POSSIBILITY OF SUCH DAMAGES. Some local laws do not allow the exclusion or limitation of incidental or consequential damages, so the above exclusion or limitation may not apply to you. This warranty gives specific legal rights and a buyer may also have other rights which may vary from state to state.

What Is Not Covered: The following costs, expenses, and damages are not covered by the provisions of this limited warranty: (i) labor costs including, but not limited to, costs for the removal and reinstallation of Product; (ii) shipping and freight expenses required to return Product to EMTEK.

The provisions of this warranty do not apply to Products: (i) used in commercial applications; (ii) used in common area applications; (iii) used for purposes for which they are not designed or intended; (iv) which have been subjected to alteration, abuse, misuse, negligence, or accident; (v) which have been improperly stored, installed, maintained, or operated; (vi) which have been used in violation of written instructions provided by EMTEK; (vii) which have been subjected to improper temperature, humidity, or other environmental conditions; or (viii) which, based on EMTEK's examination, do not disclose to EMTEK's satisfaction non-conformance to the warranty. Additionally, this limited lifetime warranty DOES NOT COVER scratches, abrasions, or deterioration due to the use of paints, solvents, or other chemicals.

Warranty claims: Please contact the retailer from whom the defective product was purchased. If assistance is needed, please contact EMTEK Customer Service at:

EMTEK Products Group LLC
Tel: 800-356-2741



EXPRESSIONS™
SERIES

Trusted every day